



From the
Anvil[®]
www.fromtheanvil.co.uk

SPECIALISTS IN TRADITIONAL IRONMONGERY

THE COLLECTION is available from
J&P Hardware Limited
T: 0191 226 0476
info@jphardware.co.uk

2018 EDITION



ABOUT US

Nestled in hills close to the Welsh marches, the heart of 'From The Anvil' beats on the edge of Llandrindod Wells, the county town of Powys.

Our broad site houses a large showroom, offices, warehouses, workshops, a manufacturing & finishing plant and our design hub.

Our extensive setup allows us to hold a vast stock, enabling us to achieve swift delivery times and fulfil the requirements of a wide-ranging client base.

We have a network of dedicated stockists throughout the UK who stock, display and promote the From The Anvil product range on our behalf. Our service allows our stockists to obtain all From The Anvil products on a next day delivery.

Many years of experience and a wealth of ingenuity have established From The Anvil as an accomplished manufacturer of high-end ironmongery, specialising in the manufacturing of products made from mild steel, solid brass and solid bronze.

Our ironmongery fits in to an extensive variety of property types ranging from traditional to contemporary and promises to enhance both large and small building projects alike.

WHAT MAKES US UNIQUE?

Forging mild steel and hot forging from brass are the two key production methods behind our collection of ironmongery and are what makes From The Anvil unique.

The From The Anvil journey began eighteen years ago with around fifty purely traditional products. These products were hand-forged from mild steel on a blacksmith's anvil and dipped into hot beeswax achieving a wholly authentic finish. Our hand-forged range has since developed considerably but these first product lines remain amongst our best-selling items. Still using mild steel as the core material, we now mix CNC technology and hot forging with traditional anvil hammer work. With the introduction of items such as hand-forged door stops, curtain finials and cupboard knobs, we now offer the largest selection of traditional handmade ironmongery in the UK.

As the needs of our customers have changed and become more varied so have our methods and manufacturing processes. Using our expertise in design and in-depth product knowledge we have now begun producing ironmongery using alternative materials and manufacturing techniques. The introduction of solid brass, bronze and wood has enabled us to create a greater product choice and reach other more contemporary and urban properties. Our ironmongery can now be found in a variety of building types throughout the UK, Ireland and Europe.

From The Anvil is a unique and forward thinking company and we are proud to offer an exclusive range of top quality ironmongery in a variety of traditional and contemporary finishes. We continue to focus on quality manufacturing, producing beautiful, functional products which are honed to the highest specifications and unsurpassed by others.

2018 PRODUCT FINISHES

For detailed guides to maintaining products see pages 243-245

BLACKSMITHS FINISHES

Beeswax Finish - (For Internal Use Only)

Our beeswax finish is the most authentic finish for steel. When forging has finished the colours left in the steel range from blue to deep red ochre. To preserve these beautiful colours we recommend periodically maintaining this with our beeswax maintenance wax. This gives a subtle, matt richness to the metal and offers excellent protection when products are fitted internally and properly maintained.

External Beeswax Finish - (For Internal or External Use)

Our external beeswax is unique to From The Anvil and is manufactured from a anti-corrosive beeswax. It has a matt richness and similarly to our standard beeswax the depth of colour ranges from blue to deep red ochre. To preserve these beautiful colours we recommend periodically maintaining this with our beeswax maintenance wax. This finish has been salt tested to 480hours, which meets grade 5 British Standard.

Black Finish - (For Internal or External Use)

Our black finish is baked in a high-temperature oven giving it a durable corrosion resistant finish. It is resistant to moisture and can be used in bathrooms and damp conditions. This finish has been salt tested to 480hours, which meets grade 5 British Standard. Wiping with a lightly oiled cloth from time to time will remove harmful deposits and maintain its original condition.

Black Antique Finish - (For Internal or External Use)

Our antique black finish is more textured than our standard 'black finish' due to the cast manufacturing methods used during production. The finish remains the same and is also baked in a high-temperature oven giving it a durable corrosion resistant finish. This finish has been salt tested to 480hours, which meets grade 5 British Standard. Wiping with a lightly oiled cloth from time to time will remove harmful deposits and maintain its original condition.

Pewter Patina Finish - (For Internal or External Use)

Our pewter finish is elegant and beautifully highlights the texture of the steel. The unique and complex process runs deep into the metal resulting in an unmatched contrast of texture and colour. This finish has been salt tested to 480hours, which meets grade 5 British Standard. It has excellent anti-corrosive properties but we recommend that this finish is wiped with a lightly oiled cloth from time to time which will remove harmful deposits and maintain its original condition.

Antique Pewter Finish - (For Internal or External Use)

The antique pewter finish is a complicated process applied to a solid brass base metal, giving excellent anti-corrosive properties. Wiping with a lightly oiled cloth from time to time will remove harmful deposits and maintain its original condition.

Bronze Finish (Steel Base Material) - (For Internal or External Use)

Mild steel coated with a permanent bronze finish which is weatherproof and will maintain its rich glossy finish for years to come. This finish is elegant and beautifully highlights the rustic and distinctive qualities of the handforging process. It has excellent anti-corrosive properties but we recommend that this finish is wiped with a lightly oiled cloth from time to time which will remove harmful deposits and maintain its original condition.

Natural Smooth Finish - (For Internal Use Only)

A natural cast iron, finished with a clear matt lacquer which is only intended for internal use. This also produces a beautifully smooth look and feel with subtle highlights from the base metal. We recommend that this finish is wiped with a lightly oiled cloth from time to time which will remove harmful deposits and maintain its original condition.

Natural Textured Finish - (For Internal Use Only)

A textured cast iron, finished with a clear matt lacquer which is only intended for internal use. If fitted in an enclosed porch/bathroom it will need to be treated with maintenance wax periodically to help protect the iron from any moisture. We recommend that this finish is wiped with a lightly oiled cloth from time to time which will remove harmful deposits and maintain its original condition.

Iron Finish - (For Internal or External Use)

Made from solid iron, exhibiting the natural beauty and texture of the metal. It is cast and finished with a clear powder coating to protect the iron from weather and moisture, this also gives it a rich colour. Wiping with a lightly oiled cloth from time to time will remove harmful deposits and maintain its original condition.

PERIOD FINISHES

Polished Brass Finish - (For Internal or External Use)

Our polished brass products are made from solid unlacquered brass. Regular polishing with a good quality metal polish is recommended to maintain the original highly polished finish. However, if the intention is to allow the surface to age through oxidization, no attention needs to be given. Over time the brass will acquire a darker and more aged patina. This finish has been salt tested to 480hours, which meets grade 5 British Standard.

Aged Brass Finish - (For Internal or External Use)

Our aged brass products are made from solid unlacquered brass which undergoes an accelerated ageing process and is then re-polished, leaving any decorative details dark and larger surface areas more polished. If the intention is to allow the surface to age, no attention needs to be given. Over time the brass will acquire a darker and more aged patina. However polishing with brasso will give the product a natural sheen where required. This finish has been salt tested to 480hours, which meets grade 5 British Standard.

Aged Bronze Finish - (For Internal or External Use)

This finish is manufactured from solid unlaquered bronze containing a minimum of 85% copper. Our aged bronze is matt and rich due to the finishing process we use to age the metal, this process initially darkens the material, however this finish will gradually oxidize over time revealing the warm copper undertones. Lightening the finish can be accelerated by hand-polishing with a heavy dry cloth. This finish has been salt tested to 480hours, which meets grade 5 British Standard.

Polished Chrome Finish - (For Internal or External Use)

A highly polished finish which reflects like a mirror. A base metal of solid brass or steel with quality chrome plating applied to its surface. We recommend that this finish is wiped with a lightly oiled cloth from time to time which will remove harmful deposits and maintain its original condition. This finish has been salt tested to 480hours, which meets grade 5 British Standard.

Polished Nickel Finish - (For Internal or External Use)

A highly polished finish with a nickel plating applied to solid brass. Our polished nickel is unlacquered and is similar to a polished chrome finish but with much warmer tones. This finish has been salt tested to 480hours, which meets grade 5 British Standard. Wiping with a lightly oiled cloth from time to time will remove harmful deposits and maintain its original condition.

Satin Chrome Finish - (For Internal or External Use)

Satin chrome offers a subtle alternative to polished chrome and is a popular choice where a matt appearance is required. A base metal of solid brass or steel with quality chrome plating applied to its surface. We recommend that this finish is wiped with a lightly oiled cloth from time to time which will remove harmful deposits and maintain its original condition. This finish has been salt tested to 480hours, which meets grade 5 British Standard.

WOODEN FINISHES

Ebony Finish - (For Internal or External Use)

Ebonised to have a rich, dark hue, a very high density and fine texture which gives a very smooth finish. Polish or wax to maintain the wood and to give overall protection. This finish can be used externally if maintained with anvil maintenance wax & wiped with a lightly oiled cloth from time to time. This will also aid the removal of harmful deposits.

Rosewood Finish - (For Internal or External Use)

Rosewood has a richly hued reddish colour with much darker veining. Polish or wax to maintain the wood and to give overall protection. This finish can be used externally if maintained with anvil maintenance wax & wiped with a lightly oiled cloth from time to time. This will also aid the removal of harmful deposits.

A - FACT: Our solid aged brass starts life as a solid brass product and is then treated to accelerate the ageing process. The final stage includes hand polishing, resulting in a product that has dark detailing and brightly polished surface areas.

NEWBURY & REEDED LEVER HANDLES





REEDED LEVER HANDLES

Our weighty reeded lever handle range is forged from solid brass or solid bronze. Available in a number of different options, this style is ideal to use throughout your property. The reeded part of the handle highlights all of the hand finishing that is carried out in our factory.

The beautiful reeded design that we are very proud of here at 'From The Anvil' is also available in matching window furniture.

A - FACT: The reeded range can also be matched with our beehive range to create a suite of identical furniture throughout your home.

REEDED LEVER ON ROSE SET



Rose Size: 60mm dia. x 8mm
Handle Length: 123mm
Fixing Centres: 42mm

- Can be used with a multitude of Standard Locks, Euro Locks, Latches, Escutcheons & Thumbturns for various uses within the home.
- Sold with matching SS bolt through fixings & SS wood screws.

33087	33086	90007	83957
AGED BRASS	POLISHED NICKEL	POLISHED CHROME	AGED BRONZE
£96.86	£105.85	£111.14	£120.68

REEDED LEVER LATCH SET



Backplate Size: 152mm x 50mm x 8mm
Handle Length: 123mm

- Suitable Latch - Tubular Mortice Latch.
- Sold with matching SS wood screws.

33083	33325	33307	83954
AGED BRASS	POLISHED NICKEL	POLISHED CHROME	AGED BRONZE
£116.64	£128.30	£134.14	£157.46

REEDED LEVER EURO LOCK SET



Backplate Size: 152mm x 50mm x 8mm
Handle Length: 123mm
Centres: 47mm

- Suitable Lock - Euro Sash Lock in conjunction with a Euro Cylinder.
- Sold with matching SS wood screws.

33085	33327	33309	83956
AGED BRASS	POLISHED NICKEL	POLISHED CHROME	AGED BRONZE
£116.64	£128.30	£134.14	£157.46

REEDED LEVER LOCK SET



Backplate Size: 152mm x 50mm x 8mm
Handle Length: 123mm
Centres: 57mm

- Suitable Lock - 5 Lever Sash Lock BS.
- Sold with matching SS wood screws.

33040	33324	33306	83953
AGED BRASS	POLISHED NICKEL	POLISHED CHROME	AGED BRONZE
£116.64	£128.30	£134.14	£157.46

REEDED LEVER BATHROOM SET



Backplate Size: 152mm x 50mm x 8mm
Handle Length: 123mm
Centres: 57mm

- Suitable Lock - Bathroom Mortice Lock.
- Sold with matching SS wood screws.

33084	33326	33308	83955
AGED BRASS	POLISHED NICKEL	POLISHED CHROME	AGED BRONZE
£122.47	£134.72	£140.84	£165.33

REEDED SLIMLINE SPRUNG LEVER ESPAG. LOCK SET



Backplate Size: 244mm x 36mm x 13mm
Handle Length: 123mm
Centres: 92mm
Fixing Centres: 212mm

- Suitable Locks - Multi-point Locks or French Door Kit in conjunction with a Euro Cylinder.
- Sold with matching SS bolt through fixings.

33039	33316	33305	83952
AGED BRASS	POLISHED NICKEL	POLISHED CHROME	AGED BRONZE
£138.04	£151.84	£158.74	£186.35



NEWBURY LEVER HANDLES

Our newbury lever handles are forged from solid brass or solid bronze. The weight of this lever handle range emphasises the high quality materials and manufacturing techniques used. The simple and slender design fits well into many different property types.

This style can be used throughout your home and is available in a large range of backplates and also matching window furniture.

NEWBURY LEVER ON ROSE SET



Rose Size: 60mm dia. x 8mm
Handle Length: 123mm
Fixing Centres: 42mm

- Can be used with a multitude of Standard Locks, Euro Locks, Latches, Escutcheons & Thumbturns for various uses within the home.
- Sold with matching SS bolt through fixings & SS wood screws.

91418	91432	91425	91439
AGED BRASS	POLISHED NICKEL	POLISHED CHROME	AGED BRONZE
£96.86	£105.85	£111.14	£120.68

A - FACT: The Newbury style can also be purchased for your windows, kitchens & cabinets creating a suite of identical furniture throughout your home.

NEWBURY LEVER LATCH SET



Backplate Size: 152mm x 50mm x 8mm
Handle Length: 124mm

- Suitable Latch - Tubular Mortice Latch.
- Sold with matching SS wood screws.

91415	91429	91422	91436
AGED BRASS	POLISHED NICKEL	POLISHED CHROME	AGED BRONZE
£116.64	£128.30	£134.14	£157.46

NEWBURY LEVER EURO LOCK SET



Backplate Size: 152mm x 50mm x 8mm
Handle Length: 124mm
Centres: 47mm

- Suitable Lock - Euro Sash Lock in conjunction with a Euro Cylinder.
- Sold with matching SS wood screws.

91417	91431	91424	91438
AGED BRASS	POLISHED NICKEL	POLISHED CHROME	AGED BRONZE
£116.64	£128.30	£134.14	£157.46

NEWBURY LEVER LOCK SET



Backplate Size: 152mm x 50mm x 8mm
Handle Length: 124mm
Centres: 57mm

- Suitable Lock - 5 Lever Sash Lock BS.
- Sold with matching SS wood screws.

91414	91428	91421	91435
AGED BRASS	POLISHED NICKEL	POLISHED CHROME	AGED BRONZE
£116.64	£128.30	£134.14	£157.46

NEWBURY LEVER BATHROOM SET



Backplate Size: 152mm x 50mm x 8mm
Handle Length: 124mm
Centres: 57mm

- Suitable Lock - Bathroom Mortice Lock.
- Sold with matching SS wood screws.

91416	91430	91423	91437
AGED BRASS	POLISHED NICKEL	POLISHED CHROME	AGED BRONZE
£122.47	£134.72	£140.84	£165.33

NEWBURY SLIMLINE SPRUNG LEVER ESPAG. LOCK SET



Backplate Size: 244mm x 36mm x 13mm
Handle Length: 124mm
Centres: 92mm
Fixing Centres: 212mm

- Suitable Locks - Multi-point Locks or French Door Kit in conjunction with a Euro Cylinder.
- Sold with matching SS bolt through fixings.

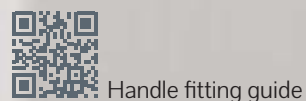
91413	91427	91420	91434
AGED BRASS	POLISHED NICKEL	POLISHED CHROME	AGED BRONZE
£138.04	£151.84	£158.74	£186.35

AVON LEVER HANDLES

Our avon lever handles are our signature design and are extremely popular for their simplicity. The lever handle is hammered into shape by hand, giving it a contemporary yet individual edge.

A versatile handle that will work in all properties, whether this be a cottage, barn, apartment or town house. Also very popular for commercial properties.

We have a range of matching avon window furniture also available along with escutcheons and bathroom thumbturns.



A - FACT: It takes nearly two hours for our skilled blacksmiths to hand-forge each and every lever on our Avon range of handles.



AVON LEVER LOCK SET

Backplate Size: 152mm x 48mm x 5mm
Handle Length: 118mm
Centres: 57mm

- Suitable Lock - 5 Lever Sash Lock BS.
- Sold with matching wood screws.

● 91479	● 33824	● 33700
EXTERNAL BEESWAX - £75.76	BLACK £61.02	PEWTER £75.76



AVON EURO LOCK SET

Backplate Size: 152mm x 48mm x 5mm
Handle Length: 118mm
Centres: 47mm

- Suitable Lock - Euro Sash Lock in conjunction with a Euro Cylinder.
- Sold with matching wood screws.

● 91482	● 33826	● 33703
EXTERNAL BEESWAX - £76.40	BLACK £61.02	PEWTER £76.40



AVON LEVER LATCH SET

Backplate Size: 152mm x 48mm x 5mm
Handle Length: 118mm

- Suitable Latch - Tubular Mortice Latch.
- Sold with matching wood screws.

● 91480	● 33823	● 33701
EXTERNAL BEESWAX - £75.76	BLACK £61.02	PEWTER £75.76



AVON LEVER ON ROSE SET (UNSPRUNG)

Backplate Size: 52mm x 52mm x 5mm
Handle Length: 118mm
Fixing Centres: 38mm

- Can be used with a multitude of Heavy Duty Locks, Euro Locks, Latches, Escutcheons & Thumbturns for various uses within the home.
- Unsprung lever allows use with Multi-point Locks and French Door Kits.
- Sold with matching bolt through fixings & wood screws.

● 33873	● 33874
BLACK - £51.65	PEWTER - £61.15



AVON LEVER BATHROOM SET

Backplate Size: 152mm x 48mm x 5mm
Handle Length: 118mm
Centres: 57mm

- Suitable Lock - Bathroom Mortice Lock.
- Sold with matching wood screws.

● 91481	● 33825	● 33702
EXTERNAL BEESWAX - £79.82	BLACK £63.37	PEWTER £79.82



AVON LEVER ON ROSE SET (SPRUNG)

Backplate Size: 52mm x 52mm x 5mm
Handle Length: 118mm
Fixing Centres: 38mm

- Can be used with a multitude of Standard Locks, Euro Locks, Latches, Escutcheons & Thumbturns for various uses within the home.
- Sold with matching bolt through fixings & wood screws.

● 91483	● 33873/S	● 33874/S
EXTERNAL BEESWAX - £63.48	BLACK £54.00	PEWTER £63.48



AVON LEVER HANDLES

Our avon lever handles are our signature design and extremely popular for their simplicity. The lever handle is hammered into shape by hand, giving it a contemporary yet individual edge. The larger backplate design is french inspired and is a very good choice for feature and entrance doors or where a more striking look is desired.

A versatile handle that will work in all properties, whether this be a cottage, barn, apartment or town house. Also very popular for commercial properties.

We have a range of matching avon window furniture also available.

A - FACT: Handles are produced from a mild steel base material and shaped on an anvil to achieve a traditional hand forged and unique piece of furniture.



AVON LARGE LEVER LOCK SET

Backplate Size: 241mm x 48mm x 5mm
 Handle Length: 118mm
 Centres: 57mm
 Fixing Centres: 215mm

- Suitable Lock - 5 Lever Sash Lock BS.
- Sold with matching bolt through fixings.

● 33093 ● 33089
 BLACK - £72.25 PEWTER - £79.81



AVON LARGE 72MM EURO LOCK SET

Backplate Size: 241mm x 48mm x 5mm
 Handle Length: 118mm
 Centres: 72mm
 Fixing Centres: 215mm

- Suitable Lock - Euro DIN Sash Lock & Euro Cylinder.
- Sold with matching bolt through fixings.

● 33092 ● 33088
 BLACK - £72.25 PEWTER - £79.81



AVON LARGE LEVER LATCH SET

Backplate Size: 241mm x 48mm x 5mm
 Handle Length: 118mm
 Fixing Centres: 215mm

- Suitable Latch - Tubular Mortice Latch.
- Sold with matching bolt through fixings.

● 33094 ● 33090
 BLACK - £72.25 PEWTER - £79.81



AVON LEVER ESPAG. LOCK SET

Backplate Size: 241mm x 48mm x 5mm
 Handle Length: 118mm
 Centres: 92mm
 Fixing Centres: 215mm

- Suitable Locks - Multi-point Locks or French Door Kit in conjunction with a Euro Cylinder.
- Sold with matching bolt through fixings.

● 91485 ● 33123 ● 33704
 EXTERNAL BEESWAX - £79.82 BLACK £68.85 PEWTER £79.82



AVON LARGE LEVER BATHROOM SET

Backplate Size: 241mm x 48mm x 5mm
 Handle Length: 118mm
 Centres: 57mm
 Fixing Centres: 215mm

- Suitable Lock - Bathroom Mortice Lock.
- Sold with matching bolt through fixings.

● 33095 ● 33091
 BLACK - £73.49 PEWTER - £81.49



AVON SLIMLINE SPRUNG LEVER ESPAG. LOCK SET

Backplate Size: 242mm x 32mm x 13mm
 Handle Length: 118mm
 Centres: 92mm
 Fixing Centres: 212mm

- Suitable Locks - Multi-point Locks or French Door Kit in conjunction with a Euro Cylinder.
- Sold with matching bolt through fixings.

● 91484 ● 33033 ● 33034
 EXTERNAL BEESWAX - £79.81 BLACK £68.84 PEWTER £79.81

REGENCY LEVER ON ROSE SET



Rose Size: 60mm dia. x 5mm
Handle Length: 120mm
Fixing Centres: 32mm

- Can be used with a multitude of Standard Locks, Euro Locks, Latches, Escutcheons & Thumbturns for various uses within the home.
- Sold with matching wood screws.

45120
 PEWTER
£73.01



REGENCY LEVER LATCH SET

Backplate Size: 152mm x 48mm x 5mm
Handle Length: 120mm

- Suitable Latch - Tubular Mortice Latch.
- Sold with matching wood screws.

45126
 PEWTER
£87.12



REGENCY LEVER EURO LOCK SET

Backplate Size: 152mm x 48mm x 5mm
Handle Length: 120mm
Centres: 47mm

- Suitable Lock - Euro Sash Lock in conjunction with a Euro Cylinder.
- Sold with matching wood screws.

45128
 PEWTER
£87.12



REGENCY LEVER LOCK SET

Backplate Size: 152mm x 48mm x 5mm
Handle Length: 120mm
Centres: 57mm

- Suitable Lock - 5 Lever Sash Lock BS.
- Sold with matching wood screws.

45125
 PEWTER
£87.12



REGENCY LEVER BATHROOM SET

Backplate Size: 152mm x 48mm x 5mm
Handle Length: 120mm
Centres: 57mm

- Suitable Lock - Bathroom Mortice Lock.
- Sold with matching wood screws.

45127
 PEWTER
£91.48



REGENCY ESPAG. LEVER LOCK SET

Backplate Size: 241mm x 48mm x 5mm
Handle Length: 120mm
Centres: 92mm
Fixing Centres: 215mm

- Suitable Locks - Multi-point Locks or French Door Kit in conjunction with a Euro Cylinder.
- Sold with matching bolt through fixings.

45129
 PEWTER
£91.79



REGENCY LEVER HANDLES

Our regency lever collection is a popular choice for many properties and features a simple square edged backplate, which is complemented with a smooth rounded lever.

GOTHIC LEVER HANDLES

Inspired by the medieval period, the Gothic range of handles were the first lever design we manufactured. Decorative by nature and very popular, featuring in many homes across the UK as a well known From The Anvil product.

The lever part of the handle is hammered into shape by hand and is square by design but positioned at an angle to match the gothic design on the backplate.

A - FACT: Due to the strength of the base metal we use, very fine detail and refined shapes can be achieved on all of our hand-forged products.

GOTHIC LEVER LOCK SET



Backplate Size: 248mm x 44mm x 5mm
Handle Length: 125mm
Centres: 57mm
Fixing Centres: 214mm

- Suitable Lock - 5 Lever Sash Lock BS.
- Sold with matching bolt through fixings.

● 33271	● 33276	● 33600	● 33942
BEESWAX - £65.21	BLACK - £65.21	PEWTER - £72.15	BRONZE - £72.15

GOTHIC LEVER BATHROOM SET



Backplate Size: 248mm x 44mm x 5mm
Handle Length: 125mm
Centres: 57mm
Fixing Centres: 214mm

- Suitable Lock - Bathroom Mortice Lock.
- Sold with matching bolt through fixings.

● 33272	● 33274	● 33604/B
BEESWAX - £77.06	BLACK - £77.06	PEWTER - £79.64

GOTHIC LEVER EURO LOCK SET



Backplate Size: 248mm x 44mm x 5mm
Handle Length: 125mm
Centres: 47mm
Fixing Centres: 214mm

- Suitable Lock - Euro Sash Lock in conjunction with a Euro Cylinder.
- Sold with matching bolt through fixings.

● 33269	● 33277	● 33604/47
BEESWAX - £65.21	BLACK - £65.21	PEWTER - £72.15

GOTHIC LEVER LATCH SET

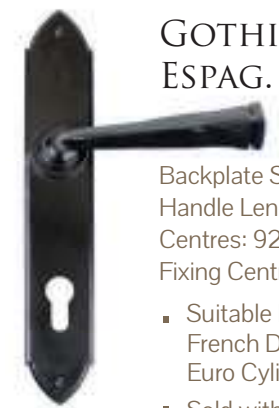


Backplate Size: 248mm x 44mm x 5mm
Handle Length: 125mm
Fixing Centres: 214mm

- Suitable Latch - Tubular Mortice Latch.
- Sold with matching bolt through fixings.

● 33270	● 33275	● 33601	● 33945
BEESWAX - £65.21	BLACK - £65.21	PEWTER - £72.15	BRONZE - £72.15

GOTHIC LEVER ESPAG. LOCK SET



Backplate Size: 248mm x 44mm x 5mm
Handle Length: 125mm
Centres: 92mm
Fixing Centres: 214mm

- Suitable Locks - Multi-point Locks or French Door Kit in conjunction with a Euro Cylinder.
- Sold with matching bolt through fixings.

● 33273	● 33604
BLACK - £65.21	PEWTER - £72.15

GOTHIC CURVED LEVER HANDLES

Similar to our original Gothic handles, this range was inspired by the medieval period with the later introduction of a curved lever, offering a more contemporary option.

The lever part of the handle is hammered into shape by hand and is comfortable to operate with its flattened lever design.



A - FACT: This style can be matched up with our peardrop window fasteners and stays to create a suite throughout your home.



GOTHIC CURVED LEVER LOCK SET

Backplate Size: 248mm x 44mm x 5mm
 Handle Length: 115mm
 Centres: 57mm
 Fixing Centres: Pewter: 214mm & Black: 191mm

- Suitable Lock - 5 Lever Sash Lock BS.
- Sold with matching bolt through fixings.

● 33136 | ● 33634
 BLACK - £68.85 | PEWTER - £76.57



GOTHIC CURVED LEVER LATCH SET

Backplate Size: 248mm x 44mm x 5mm
 Handle Length: 115mm
 Fixing Centres: Pewter: 214mm & Black: 191mm

- Suitable Latch - Tubular Mortice Latch.
- Sold with matching bolt through fixings.

● 33137 | ● 33635
 BLACK - £68.85 | PEWTER - £76.57



GOTHIC CURVED LEVER BATHROOM SET

Backplate Size: 248mm x 44mm x 5mm
 Handle Length: 115mm
 Centres: 57mm
 Fixing Centres: Pewter: 214mm & Black: 191mm

- Suitable Lock - Bathroom Mortice Lock.
- Sold with matching bolt through fixings.

● 33138 | ● 33636
 BLACK - £80.71 | PEWTER - £88.72



GOTHIC CURVED ESPAG. LEVER LOCK SET

Backplate Size: 248mm x 44mm x 5mm
 Handle Length: 115mm
 Centres: 92mm
 Fixing Centres: 214mm

- Suitable Locks - Multi-point Locks or French Door Kit in conjunction with a Euro Cylinder.
- Sold with matching bolt through fixings.

● 33764 | ● 33765
 BLACK - £66.20 | PEWTER - £76.57

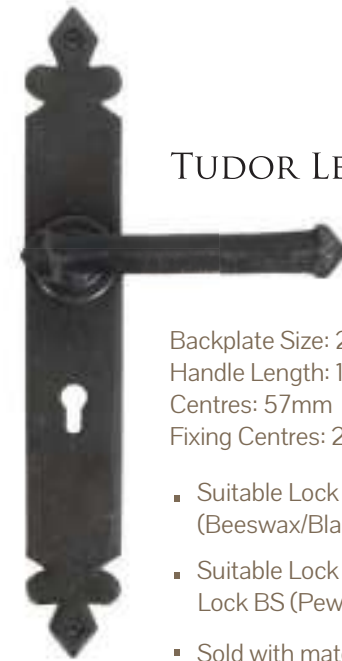


TUDOR LEVER HANDLES

The tudor range is one of our most decorative lever designs and a popular choice for internal and entrance doors.

These elegant handles have a fleur de lys motif to the backplate and are individually forged in mild steel on an anvil, enhanced with every hammer blow creating a real work of art.

A - FACT: Handles are produced from a mild steel base material, heated in fire and shaped on an anvil to achieve a traditional hand forged appearance.



TUDOR LEVER LOCK SET

Backplate Size: 273mm x 40mm x 5mm
 Handle Length: 125mm
 Centres: 57mm
 Fixing Centres: 243mm

- Suitable Lock - 5 Lever Sash Lock BS (Beeswax/Black - sprung handle)
- Suitable Lock - 5 Lever Heavy Duty Sash Lock BS (Pewter - unsprung handle)
- Sold with matching bolt through fixings.

● 33170	● 33247	● 33608
BEESWAX - £65.21	BLACK - £65.25	PEWTER - £72.15



TUDOR LEVER BATHROOM SET

Backplate Size: 273mm x 40mm x 5mm
 Handle Length: 125mm
 Centres: 57mm
 Fixing Centres: 243mm

- Suitable Lock - Bathroom Mortice Lock.
- Sold with matching bolt through fixings.

● 33828	● 33802
BLACK - £74.09	PEWTER - £75.03



TUDOR LEVER EURO LOCK SET

Backplate Size: 273mm x 40mm x 5mm
 Handle Length: 125mm
 Centres: 47mm
 Fixing Centres: 243mm

- Suitable Lock - Euro Sash Lock in conjunction with a Euro Cylinder.
- Sold with matching bolt through fixings.

● 33827
BLACK - £62.69



TUDOR LEVER LATCH SET

Backplate Size: 273mm x 40mm x 5mm
 Handle Length: 125mm
 Fixing Centres: 243mm

- Suitable Latch - Tubular Mortice Latch (Beeswax - sprung handle)
- Suitable Latch - Heavy Duty Latch (Black/Pewter - unsprung handle)
- Sold with matching bolt through fixings.

● 33171	● 33173	● 33609
BEESWAX - £65.21	BLACK - £65.21	PEWTER - £72.15

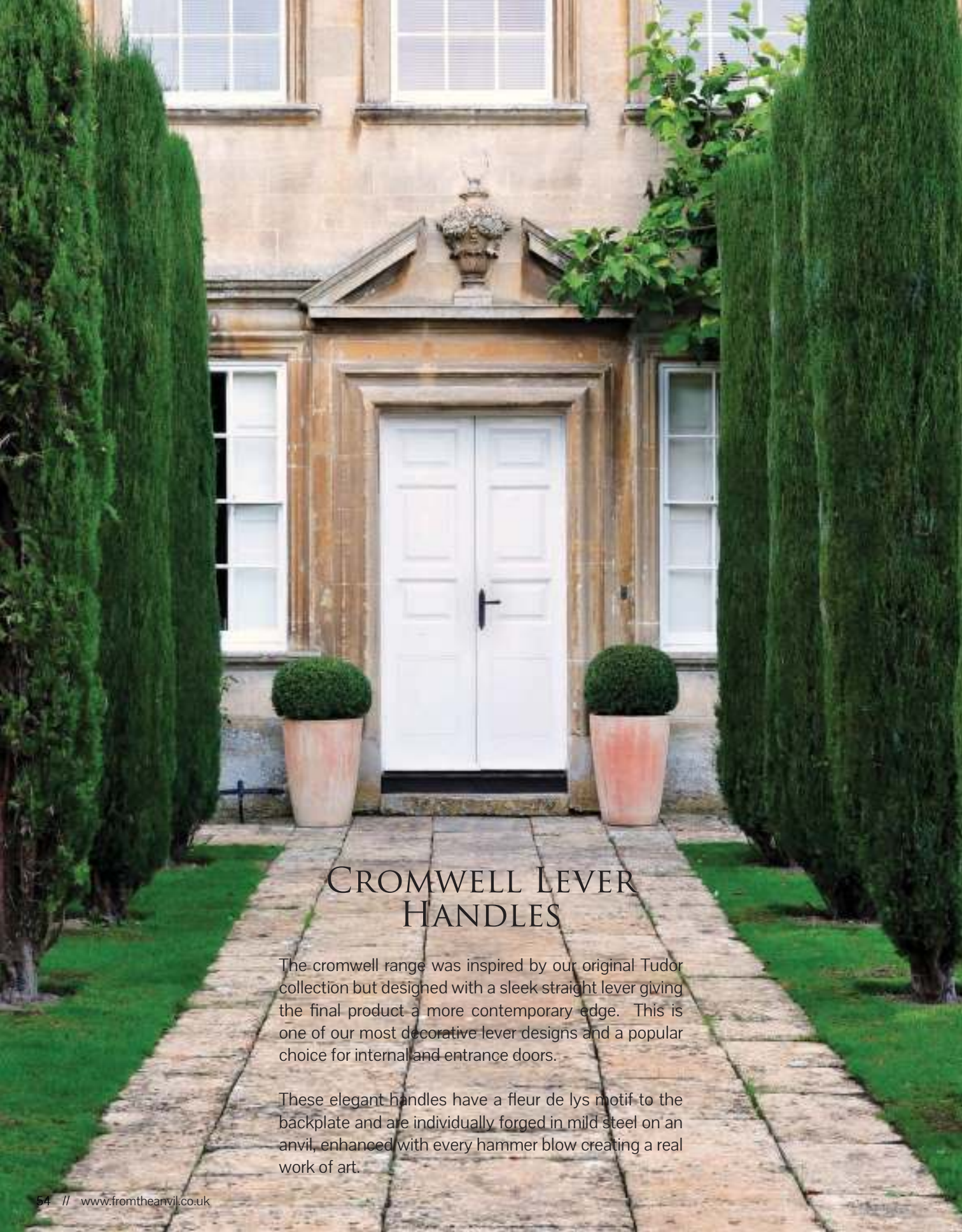


TUDOR LEVER ESPAG. LOCK SET

Backplate Size: 273mm x 40mm x 5mm
 Handle Length: 125mm
 Centres: 92mm
 Fixing Centres: 243mm

- Suitable Locks - 1³/₄" Multi-point Locks or French Door Kit in conjunction with a Euro Cylinder.
- Sold with matching bolt through fixings.

● 33854	● 33172	● 33766
BEESWAX - £62.69	BLACK - £65.21	PEWTER - £69.65



CROMWELL LEVER HANDLES

The cromwell range was inspired by our original Tudor collection but designed with a sleek straight lever giving the final product a more contemporary edge. This is one of our most decorative lever designs and a popular choice for internal and entrance doors.

These elegant handles have a fleur de lys motif to the backplate and are individually forged in mild steel on an anvil, enhanced with every hammer blow creating a real work of art.

A - TIP: The smoother lever on these cromwell handles gives a more contemporary feel to a very traditional design.



CROMWELL LEVER LOCK SET

Backplate Size: 273mm x 40mm x 5mm
 Handle Length: 117mm
 Centres: 57mm
 Fixing Centres: 243mm

- Suitable Lock - 5 Lever Sash Lock BS.
- Sold with matching bolt through fixings.

● 33116 | ● 33730
 BLACK - £68.85 | PEWTER - £76.57

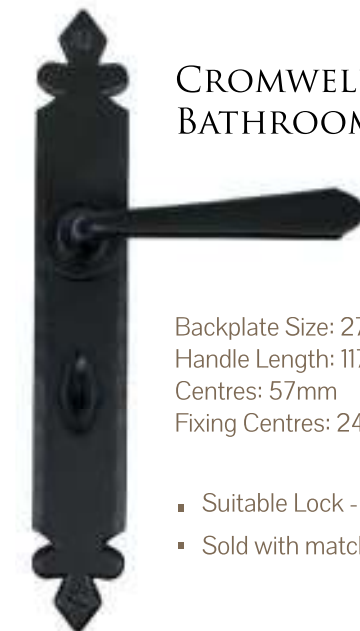


CROMWELL LEVER LATCH SET

Backplate Size: 273mm x 40mm x 5mm
 Handle Length: 117mm
 Fixing Centres: 243mm

- Suitable Latch - Tubular Mortice Latch.
- Sold with matching bolt through fixings.

● 33117 | ● 33731
 BLACK - £68.85 | PEWTER - £76.57



CROMWELL LEVER BATHROOM SET

Backplate Size: 273mm x 40mm x 5mm
 Handle Length: 117mm
 Centres: 57mm
 Fixing Centres: 243mm

- Suitable Lock - Bathroom Mortice Lock.
- Sold with matching bolt through fixings.

● 33118 | ● 33732
 BLACK - £80.71 | PEWTER - £88.72



CROMWELL LEVER ESPAG. LOCK SET

Backplate Size: 273mm x 40mm x 5mm
 Handle Length: 117mm
 Centres: 92mm
 Fixing Centres: 243mm

- Suitable Locks - Multi-point Locks or French Door Kit in conjunction with a Euro Cylinder.
- Sold with matching bolt through fixings.

● 33067 | ● 33068
 BLACK - £68.84 | PEWTER - £76.57

MONKEYTAIL LEVER HANDLES

The monkeytail part of this traditional lever range starts life as a thin piece of mild steel. Our blacksmiths then heat and delicately hammer to form the curly monkeytail shape.

We also offer a large range of matching monkeytail window furniture.

Photo credit: English Shepherd's Hut Co.



A - FACT: Hand forging from mild steel allows our blacksmiths to create fine detail which cannot be achieved with casting methods.

MONKEYTAIL LEVER LOCK SET



Backplate Size: 152mm x 51mm x 3mm
Handle Length: 126mm
Centres: 57mm

- Suitable Lock - 5 Lever Heavy Duty Sash Lock BS.
- Sold with matching wood screws.

● 33900	● 33279	● 33615
BEESWAX - £65.21	BLACK - £65.21	PEWTER - £75.78

MONKEYTAIL LEVER LATCH SET



Backplate Size: 152mm x 51mm x 3mm
Handle Length: 126mm

- Suitable Latch - Heavy Duty Latch.
- Sold with matching wood screws.

● 33901	● 33278	● 33616
BEESWAX - £65.21	BLACK - £65.21	PEWTER - £75.78

MONKEYTAIL LEVER BATHROOM SET




Backplate Size: 152mm x 51mm x 3mm
Handle Length: 126mm
Centres: 57mm

- Suitable Lock - Heavy-Duty Bathroom Mortice Lock.
- Sold with matching wood screws.

● 33902	● 33266	● 33617
BEESWAX - £69.21	BLACK - £72.69	PEWTER - £77.19

MONKEYTAIL SLIMLINE SPRUNG LEVER ESPAG. LOCK SET



Backplate Size: 242mm x 32mm x 13mm
Handle Length: 128mm
Centres: 92mm
Fixing Centres: 212mm

- Suitable Locks - Multi-point Locks or French Door Kit in conjunction with a Euro Cylinder.
- Sold with matching bolt through fixings.

● 33037L	● 33037R	● 33038L	● 33038R
(LEFT HANDED) BLACK - £66.19	(RIGHT HANDED) BLACK - £66.19	(LEFT HANDED) PEWTER - £73.60	(RIGHT HANDED) PEWTER - £73.60

MONKEYTAIL ON DIAMOND ROSETTE SET (UNSPRUNG)



Rosette Size: 52mm x 52mm x 3mm
Handle Length: 120mm
Fixing Centres: 48mm

- Can be used with a multitude of Heavy Duty Locks, Euro Locks, Latches, Escutcheons & Thumbturns for various uses within the home.
- Unsprung lever allows use with Multi-point Locks and French Door Kits.
- Sold with matching wood screws.

● 33848	● 33235	● 33612	● 33935
BEESWAX - £54.13	BLACK - £54.13	PEWTER - £56.65	BRONZE - £56.82



COTTAGE LEVER HANDLES

A simple looking but labour intensive door handle to produce. The lever is curved in design to offset the square shaped backplate.

A - FACT: Our cottage espag range offers both 'sprung' and 'unsprung' designs for multipoint locking systems (please see below).



Backplate Size: 167mm x 50mm x 4mm
Handle Length: 93mm
Centres: 57mm

- Suitable Lock - 5 Lever Sash Lock BS.
- Sold with matching wood screws.

● **73106**
BLACK - £26.74



COTTAGE LEVER LATCH SET

Backplate Size: 167mm x 50mm x 4mm
Handle Length: 93mm

- Suitable Latch - Tubular Mortice Latch.
- Sold with matching wood screws.

● **73107**
BLACK - £24.32



COTTAGE LEVER BATHROOM SET

Backplate Size: 167mm x 50mm x 4mm
Handle Length: 93mm
Centres: 57mm

- Suitable Lock - Bathroom Mortice Lock.
- Sold with matching wood screws.

● **73108**
BLACK - £32.83



COTTAGE LEVER ESPAG. LOCK SET

Backplate Size: 265mm x 32mm x 4.5mm
Handle Length: 102mm
Centres: 92mm
Fixing Centres: 194mm

- Suitable Locks - Multi-point Locks or French Door Kit in conjunction with a Euro Cylinder.
- Sold with matching bolt through fixings.

● **73143**
BLACK ANTIQUE
£49.67



COTTAGE SLIMLINE SPRUNG LEVER ESPAG. LOCK SET

Backplate Size: 242mm x 32mm x 13mm
Handle Length: 113mm
Centres: 92mm
Fixing Centres: 212mm

- Suitable Locks - Multi-point Locks or French Door Kit in conjunction with a Euro Cylinder.
- Sold with matching bolt through fixings.

● **33035** ● **33036**
BLACK - £66.19 PEWTER - £73.60



OAK LEVER HANDLES

A simple and traditional style of lever handle with a 'wave' design on the backplate and a smooth yet stylish lever design which folds over at the end.



OAK LEVER LOCK SET

Backplate Size: 152mm x 50mm x 6mm
Handle Length: 105mm
Centres: 57mm

- Suitable Lock - 5 Lever Sash Lock BS.
- Sold with matching wood screws.

● 33319
BLACK - £23.99



OAK LEVER LATCH SET

Backplate Size: 152mm x 50mm x 6mm
Handle Length: 105mm


- Suitable Latch - Tubular Mortice Latch.
- Sold with matching wood screws.

● 33318
BLACK - £23.99



CURLY LEVER HANDLES

Originally designed for the French market this lever handle has a very decorative feel.



CURLY LEVER LOCK SET

Backplate Size: 165mm x 51mm x 5mm
Handle Length: 114mm
Centres: 57mm

- Suitable Lock - 5 Lever Sash Lock BS.
- Sold with matching wood screws.

● 83693	● 83500
BLACK £24.32	NATURAL TEXTURED - £24.32




CURLY LEVER LATCH SET

Backplate Size: 165mm x 51mm x 5mm
Handle Length: 114mm

- Suitable Latch - Tubular Mortice Latch.
- Sold with matching wood screws.

● 83694	● 83501
BLACK £24.32	NATURAL TEXTURED - £24.32

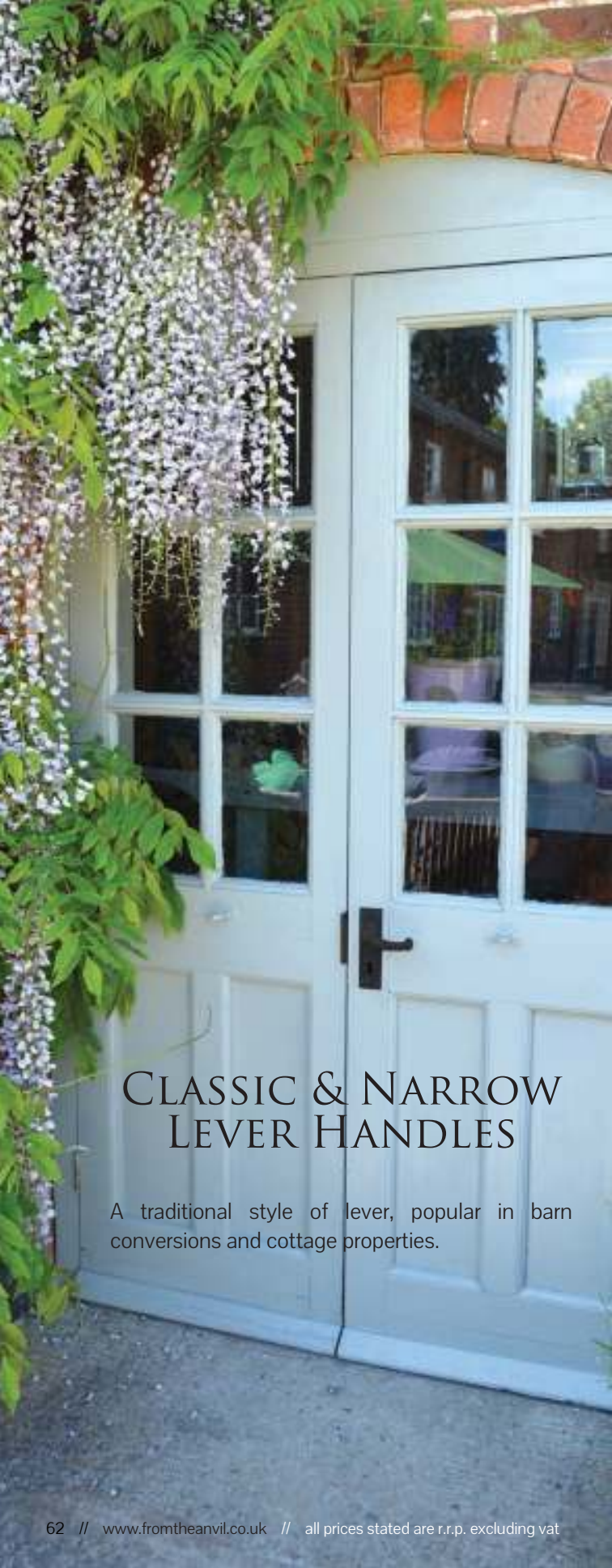


CURLY BATHROOM SET

Backplate Size: 165mm x 51mm x 5mm
Handle Length: 114mm
Centres: 57mm

- Suitable Lock - Bathroom Mortice Lock.
- Sold with matching wood screws.

● 83695	● 83502
BLACK £30.39	NATURAL TEXTURED - £30.39



CLASSIC & NARROW LEVER HANDLES

A traditional style of lever, popular in barn conversions and cottage properties.



MF LEVER LOCK SET

Backplate Size: 152mm x 38mm x 4mm
Handle Length: 100mm
Centres: 57mm

- Suitable Lock - 5 Lever Sash Lock BS.
- Sold with matching wood screws.

● 73205M

BLACK - £26.74



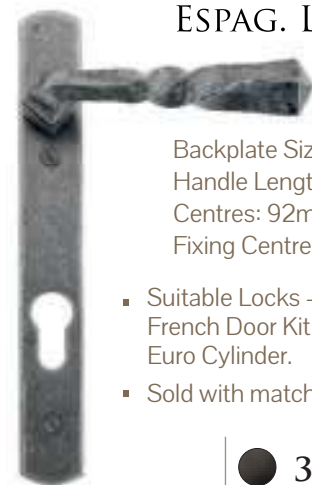
LEVER LOCK SET

Backplate Size: 150mm x 38mm 7mm
Handle Length: 106mm
Centres: 57mm

- Suitable Lock - 5 Lever Sash Lock BS.
- Sold with matching wood screws.

● 73217M

BLACK - £26.74



NARROW LEVER ESPAG. LOCK SET

Backplate Size: 220mm x 30mm x 5mm
Handle Length: 118mm
Centres: 92mm
Fixing Centres: 123mm

- Suitable Locks - Multi-point Locks or French Door Kit in conjunction with a Euro Cylinder.
- Sold with matching bolt through fixings.

● 33119

BLACK - £34.04


● 33633

PEWTER - £48.39



SMOOTH LEVER HANDLES

As the name suggests this lever handle has a smooth style and finish.




SMOOTH LEVER LOCK SET

Backplate Size: 155mm x 40mm x 5mm
Handle Length: 101mm
Centres: 57mm

- Suitable Lock - 5 Lever Sash Lock BS.
- Sold with matching wood screws.

● 33320

BLACK - £23.99




SMOOTH LEVER LATCH SET

Backplate Size: 155mm x 40mm x 5mm
Handle Length: 101mm

- Suitable Latch - Tubular Mortice Latch.
- Sold with matching wood screws.

● 33317

BLACK - £23.99



SMOOTH LEVER BATHROOM LOCK SET

Backplate Size: 155mm x 40mm x 5mm
Handle Length: 101mm
Centres: 57mm

- Suitable Lock - Bathroom Mortice Lock.
- Sold with matching wood screws.

● 33822

BLACK - £25.95

FACT: Did you know that our polished and aged brass is made from solid unlacquered brass which results in natural ageing over time.

STRAIGHT LEVER HANDLES






The straight edged lever is fitted onto a simple backplate resulting in an attractive looking door handle.



STRAIGHT LEVER LOCK SET

Backplate Size: 148mm x 39mm x 8mm
Handle Length: 124mm
Centres: 57mm

- Suitable Lock - 5 Lever Sash Lock BS.
- Sold with matching wood screws.

73113	73109	73112	83829	83830
 BEESWAX	 BLACK	 ANTIQUE PEWTER	 POLISHED BRASS	 POLISHED CHROME
£26.74	£26.74	£34.64	£37.40	£37.40



STRAIGHT LEVER LATCH SET

Backplate Size: 148mm x 39mm x 8mm
Handle Length: 124mm

- Suitable Latch - Tubular Mortice Latch.
- Sold with matching wood screws.

 73114	 73110	 73116
BEESWAX £24.32	BLACK £24.32	ANTIQUE PEWTER - £34.63



STRAIGHT LEVER BATHROOM LOCK SET

Backplate Size: 148mm x 39mm x 8mm
Handle Length: 124mm
Centres: 57mm

- Suitable Lock - Bathroom Mortice Lock.
- Sold with matching wood screws.

 73115	 73111	 73117
BEESWAX £32.83	BLACK £32.83	ANTIQUE PEWTER - £40.48



Photo credit: Richard James Joinery

DELUXE LEVER HANDLES

The simple and smooth appearance of this lever handle is a versatile option for a wide variety of property types.



DELUXE LEVER LOCK SET

Backplate Size: 155mm x 42mm x 5mm
Handle Length: 113mm
Centres: 57mm

- Suitable Lock - 5 Lever Sash Lock BS.
- Sold with matching wood screws.

 **33877**
BLACK - £44.41



DELUXE LEVER LATCH SET

Backplate Size: 155mm x 42mm x 5mm
Handle Length: 113mm

- Suitable Latch - Tubular Mortice Latch.
- Sold with matching wood screws.

 **33878**
BLACK - £44.41



BLACKSMITH RANGE MORTICE/RIM KNOB SETS

All of our blacksmith mortice/rim knob sets are supplied with loose collars to ensure they can be flush fitted to doors or alternatively used in conjunction with a rim lock.

Our mortice/rim knob sets should ideally be used with 3", 4" or 5" locks and latches to avoid the knob sitting too closely to the door edge and frame, as this often results in difficulties when turning and opening doors.

Please note our mortice knob sets are unsprung and will need to be fitted with 'heavy duty' locks and latches. The strength of the spring found in a heavy-duty lock/latch will ensure the knob returns to its original position once released.

A - FACT: Can be used as a stand-alone mortice knob set or in conjunction with a rim lock by removing the rose when fitting.

OVAL MORTICE/RIM KNOB SET

Knob Size: 63mm x 35mm
Projection: 63mm
Rose Size: 60mm
Spindle Size: 8mm
(Threaded)



- Sold with matching wood screws & two escutcheons.
- See opposite for latch/lock recommendations.

33229	33251	33644	33911
●	●	●	●
BEESWAX	BLACK	PEWTER	BRONZE
£27.56	£27.56	£39.25	£39.25

ROUND MORTICE/RIM KNOB SET

Knob Size: 41mm
Projection: 70mm
Rose Size: 60mm
Spindle Size: 8mm
(Threaded)



- Sold with matching wood screws & two escutcheons.
- See opposite for latch/lock recommendations.

● 33230	● 33252	● 33778
BEESWAX - £27.56	BLACK - £27.56	PEWTER - £35.86

REGENCY MORTICE/RIM KNOB SET

Knob Size: 58mm
Projection: 86mm
Rose Size: 57mm
Spindle Size: 8mm
(Threaded)



- Sold with matching wood screws.
- Can be used with a multitude of heavy duty locks, latches & thumbturns for various uses within the home. We recommend using a 3", 4" or 5" latch/lock.

45156

●
PEWTER
£72.08

OCTAGONAL MORTICE/RIM KNOB SET - SMALL

Knob Size: 54mm
Projection: 66mm
Rose Size: 57mm
Spindle Size: 8mm
(Threaded)



- Sold with matching wood screws & two escutcheons.

- Can be used with a multitude of heavy duty locks, latches & thumbturns for various uses within the home. We recommend using a 3", 4" or 5" latch/lock.

● 33228	● 33250	● 33643
BEESWAX - £33.46	BLACK - £33.46	PEWTER - £39.25

OCTAGONAL MORTICE/RIM KNOB SET - LARGE

Knob Size: 72mm
Projection: 76mm
Rose Size: 87mm
Spindle Size: 8mm
(Threaded)



- Sold with matching wood screws & two escutcheons.

- Can be used with a multitude of heavy duty locks, latches & thumbturns for various uses within the home. We recommend using a 3", 4" or 5" latch/lock.

91499	33064	33065	33066
●	●	●	●
EXTERNAL BEESWAX	BEESWAX	BLACK	PEWTER
£60.07	£49.21	£50.96	£60.07



BEEHIVE MORTICE/RIM KNOB SETS

Our classic beehive collection is one of our most popular ranges, liked for its simplistic qualities and symmetrical detailing.

All of our beehive knob sets are supplied with loose collars to ensure they can be flush fitted to doors or alternatively used in conjunction with a rim lock.

BEEHIVE MORTICE/RIM KNOB SET

Knob Size: 54mm Dia.
Projection: 83mm
Rose Size: 58mm
Spindle Size: 8mm
(Threaded)



- Sold with matching wood screws.
- See below for latch/lock recommendations.

91729	83574	83634	91787	83573	83635
EBONY & POLISHED BRASS	EBONY & AGED BRASS	EBONY & POLISHED NICKEL	ROSEWOOD & POLISHED BRASS	ROSEWOOD & AGED BRASS	ROSEWOOD & POLISHED NICKEL
£35.65	£35.65	£35.65	£35.65	£35.65	£35.65

BEEHIVE MORTICE/RIM KNOB SET

Knob Size: 50mm Dia.
Projection: 64mm
Rose Size: 51mm
Spindle Size: 8mm
(Threaded)



- Sold with matching wood screws.
- Can be used with a multitude of heavy duty locks, latches & thumbturns for various uses within the home. We recommend using a 3", 4" or 5" latch/lock.

83633	83636
AGED BRASS	POLISHED NICKEL
£52.27	£58.34

BEEHIVE MORTICE/RIM KNOB SET HEAVY

Knob Size: 50mm Dia.
Projection: 64mm
Rose Size: 51mm
Spindle Size: 8mm
(Threaded)



- Sold with matching wood screws.
- See above for latch/lock recommendations.

83633H	83636H	90273	83947
AGED BRASS	POLISHED NICKEL	POLISHED CHROME	AGED BRONZE
£59.43	£59.43	£70.02	£94.62

COTTAGE, BUN & RINGED MORTICE/RIM KNOB SETS

Our collection of cottage, bun & ringed rim/mortice sets are manufactured from solid timber and offered in rosewood or ebony finishes.

All of our mortice/rim knob sets are supplied with loose collars to ensure they can be flush fitted to doors or alternatively used in conjunction with a rim lock.



COTTAGE MORTICE/RIM KNOB SET

Knob Size: 54mm Dia.
Projection: 70mm
Rose Size: 58mm
Spindle Size: 8mm
(Threaded)



- Sold with matching wood screws.
- Can be used with a multitude of heavy duty locks, latches & thumbturns for various uses within the home. We recommend using a 3", 4" or 5" latch/lock.

91762	91792
EBONY & POLISHED BRASS	ROSEWOOD & POLISHED BRASS
£35.65	£35.65

BUN MORTICE/RIM KNOB SET

Knob Size: 57mm Dia.
Projection: 68mm
Rose Size: 57mm
Spindle Size: 8mm
(Threaded)



- Sold with matching wood screws.
- Can be used with a multitude of heavy duty locks, latches & thumbturns for various uses within the home. We recommend using a 3", 4" or 5" latch/lock.

83563	83838
EBONY & POLISHED BRASS	EBONY & POLISHED NICKEL
£41.33	£45.44

RINGED MORTICE/RIM KNOB SET

Knob Size: 54mm Dia.
Projection: 70mm
Rose Size: 56mm
Spindle Size: 8mm
(Threaded)



- Sold with matching wood screws.
- Can be used with a multitude of heavy duty locks, latches & thumbturns for various uses within the home. We recommend using a 3", 4" or 5" latch/lock.

83562
ROSEWOOD & POLISHED BRASS
£41.33

Photo credit: Richard Jarr

MUSHROOM & OVAL MORTICE/RIM KNOB SETS

Our mushroom and oval mortice/rim knob sets are a versatile option for both contemporary and traditional doors, their smooth exterior fits in any setting.

MUSHROOM MORTICE/RIM KNOB SET - SMALL

Knob Size: 49mm Dia.
Projection: 49mm
Rose Size: 51mm
Spindle Size: 8mm (Threaded)



- Sold with matching wood screws.
- See below for latch/lock recommendations.

83564	83839	90291	83944
POLISHED BRASS	POLISHED NICKEL	POLISHED CHROME	AGED BRONZE
£20.44	£24.95	£29.89	£41.35

MUSHROOM MORTICE/RIM KNOB SET - LARGE

Knob Size: 57mm Dia.
Projection: 55mm
Rose Size: 57mm
Spindle Size: 8mm (Threaded)



- Sold with matching wood screws.
- See below for latch/lock recommendations.

91529	91530	91532	91531
POLISHED BRASS	POLISHED NICKEL	POLISHED CHROME	AGED BRONZE
£47.75	£52.53	£54.91	£64.46

OVAL MORTICE/RIM KNOB SET

Knob Size: 57mm x 40mm
Projection: 65mm
Rose Size: 58mm
Spindle Size: 8mm (Threaded)



- Sold with matching wood screws.
- Can be used with a multitude of heavy duty locks, latches & thumbturns for various uses within the home. We recommend using a 3", 4" or 5" latch/lock.

83627	83629
POLISHED BRASS	POLISHED NICKEL
£29.17	£34.29

PRESTBURY MORTICE/RIM KNOB SETS

Our prestbury mortice/rim knob sets are available in two sizes, the larger of the two is a great choice for more substantial or feature doors. Manufactured from either solid brass or solid bronze resulting in a heavy, chunky product with a symmetrically classic design to both the knob and rose.

A - TIP: If you are looking to finish your property in soft neutral tones, our polished nickel finish is a recommended option and is a much softer and warmer choice than polished chrome.

PRESTBURY MORTICE/RIM KNOB SET - SMALL

Knob Size: 50mm Dia.
Projection: 64mm
Rose Size: 50mm
Spindle Size: 8mm (Threaded)



- Sold with matching wood screws.
- Can be used with a multitude of heavy duty locks, latches & thumbturns for various uses within the home. We recommend using a 3", 4" or 5" latch/lock.

83857	83855	90274	83945
AGED BRASS	POLISHED NICKEL	POLISHED CHROME	AGED BRONZE
£56.18	£67.42	£74.41	£81.46

PRESTBURY MORTICE/RIM KNOB SET - LARGE

Knob Size: 63mm Dia.
Projection: 71mm
Rose Size: 63mm
Spindle Size: 8mm (Threaded)



- Sold with matching wood screws.
- Can be used with a multitude of heavy duty locks, latches & thumbturns for various uses within the home. We recommend using a 3", 4" or 5" latch/lock.

83858	83856	90275	83946
AGED BRASS	POLISHED NICKEL	POLISHED CHROME	AGED BRONZE
£83.15	£94.38	£103.82	£115.17



MORTICE/RIM & MORTICE KNOB SETS

Our mortice/rim and mortice knob sets should ideally be used with 3", 4" or 5" locks and latches to avoid the knob sitting too closely to the door edge and frame, as this often results in difficulties when turning and opening doors.

FLOWER MORTICE/RIM KNOB SET

Knob Size: 50mm Dia.
Projection: 69mm
Rose Size: 61mm
Spindle Size: 8mm
(Threaded)



- Sold with matching wood screws.
- Can be used with a multitude of heavy duty locks, latches & thumbturns for various uses within the home. We recommend using a 3", 4" or 5" latch/lock.

39010



AGED BRASS

£39.74

FLOWER MORTICE KNOB SET

Knob Size: 57mm Dia.
Projection: 76mm
Rose Size: 60mm
Spindle Size: 8mm



- Sold with matching wood screws.
- Fixed rose, suitable for mortice use only.
- Can be used with a multitude of heavy duty locks, latches & thumbturns for various uses within the home. We recommend using a 3", 4" or 5" latch/lock.

83560



BLACK

£39.36

83561



NATURAL SMOOTH

£39.36

BALL MORTICE KNOB SET

Knob Size: 45mm Dia.
Projection: 72mm
Rose Size: 60mm
Spindle Size: 8mm



- Sold with matching wood screws.
- Fixed rose, suitable for mortice use only.
- Can be used with a multitude of heavy duty locks, latches & thumbturns for various uses within the home. We recommend using a 3", 4" or 5" latch/lock.

83630



POLISHED BRASS

£29.17

83632



POLISHED NICKEL

£32.83

A - FACT: Our period range of knob sets are all hand finished meaning no two products are identical. Please note a bespoke finishing service is available upon request.



MORTICE KNOB SETS

Our mortice knob sets should ideally be used with 3", 4" or 5" locks and latches to avoid the knob sitting too closely to the door edge and frame, as this often results in difficulties when turning and opening doors. Please note our mortice knob sets are unsprung and will need to be fitted with 'heavy duty' locks and latches. The strength of the spring found in a heavy-duty lock/latch will ensure the knob returns to its original position once released.

TEWKESBURY SQUARE MORTICE KNOB SET

Knob Size: 54mm Dia.
Projection: 62mm
Rose Size: 63mm
Spindle Size: 8mm



- Sold with matching wood screws.
- Fixed rose, suitable for mortice use only.
- See opposite for latch/lock recommendations.

83860



AGED BRASS

£58.43

83859



POLISHED NICKEL

£76.40

90292



POLISHED CHROME

£80.24

90293



AGED BRONZE

£87.87

ELMORE CONCEALED MORTICE KNOB SET

Knob Size: 56mm Dia.
Projection: 70mm
Rose Size: 58mm
Spindle Size: 8mm



- Sold with matching wood screws.
- Concealed fixing with fixed rose, suitable for mortice use only.
- See opposite for latch/lock recommendations.

83864



AGED BRASS

£67.42

83863



POLISHED NICKEL

£78.65

90296



POLISHED CHROME

£82.57

90297



AGED BRONZE

£90.42

BROCKWORTH MORTICE KNOB SET

Knob Size: 50mm Dia.
Projection: 70mm
Rose Size: 62mm
Spindle Size: 8mm



- Sold with matching wood screws.
- Fixed rose, suitable for mortice use only.
- See opposite for latch/lock recommendations.

83862



AGED BRASS

£58.43

83861



POLISHED NICKEL

£67.42

90294



POLISHED CHROME

£70.81

90295



AGED BRONZE

£77.53



CENTRE DOOR KNOBS

Our elegant collection of centre door knobs suit all applications from a country cottage, town house or high street shop.

All of our centre knobs are solid and made from either mild steel, solid brass or solid bronze making them very robust and substantial in weight.

All options are supplied with a fixing bolt which is designed to pass through the full thickness of the door and thread into the back of the centre knob. We also include a location pin on the rose to stop any unwanted movement during the life of your product.

For larger feature doors our prestbury centre door knobs are an impressive statement.

BLACKSMITH ART DECO CENTRE DOOR KNOB

Knob Size: 81mm
Projection: 78mm
Rose Size: 90mm



- Supplied with M8 x 110mm Stainless Steel Threaded Bolt for bolt-through fixing.

91486	90070	90069
EXTERNAL BEESWAX	BLACK	PEWTER
£94.11	£84.70	£94.11

PERIOD ART DECO CENTRE DOOR KNOB

Knob Size: 81mm
Projection: 78mm
Rose Size: 90mm



- Supplied with M8 x 110mm Stainless Steel Threaded Bolt for bolt-through fixing.

90071	90068	90073	90072
AGED BRASS	POLISHED NICKEL	POLISHED CHROME	AGED BRONZE
£104.57	£115.02	£120.25	£141.17

A - TIP: If you would like a copper finish we can achieve this by polishing any of our aged bronze products. Please contact our sales team for more info.

OCTAGONAL CENTRE DOOR KNOB (EXTERNAL)

Knob Size: 82mm
Projection: 80mm
Rose Size: 95mm



- Can be fitted independently or used back-to-back with an Internal Centre Door Knob.
- Supplied with M10 x 90mm Dome Headed Bolt for bolt-through fixing.

91498	83779	83778
EXTERNAL BEESWAX	BLACK	PEWTER
£53.76	£46.75	£53.76

OCTAGONAL CENTRE DOOR KNOB (INTERNAL)

Knob Size: 82mm
Projection: 80mm
Rose Size: 95mm



- To be used in conjunction with External Centre Door Knob.
- Supplied with M10 x 120mm threaded bar.
- Secured with a grub screw which holds the knob onto the threaded bar.

90382	90383
BLACK	PEWTER
£46.75	£53.76

PRESTBURY CENTRE DOOR KNOB

Knob Size: 102mm
Projection: 106mm
Rose Size: 102mm



- Supplied with M10 x 100mm Dome Headed Bolt for bolt-through fixing.

83782	90276	83783	83959
AGED BRASS	POLISHED NICKEL	POLISHED CHROME	AGED BRONZE
£116.19	£124.44	£127.42	£144.28

REGENCY CENTRE DOOR KNOB

Knob Size: 75mm
Projection: 80mm
Rose Size: 75mm



- Supplied with M10 x 90mm Dome Headed Bolt for bolt-through fixing.

45155
PEWTER
£103.52

CENTRE DOOR KNOB

Knob Size: 73mm
Rose size: 80mm
Projection: 85mm



- Supplied with M10 x 90mm Dome Headed Bolt for bolt-through fixing.

83506	83505
BLACK	ANTIQUE PEWTER
£35.26	£43.23

ESCUTCHEONS

Our vast range of escutcheons are designed as a finishing touch for all locking doors and are used to decorate key holes. We have covered options to mask the keyhole if preferred and we also offer both standard and euro profile to suit different locking systems.

Our extensive variety of escutcheons complement all of our mortice knob designs and are manufactured from mild steel, solid brass or solid bronze.

GOTHIC ESCUTCHEON

Overall Size: 68mm x 28mm
Thickness: 3mm

- Sold with matching wood screws.



33864	33866
 BEESWAX	 BLACK
£4.22	£4.22

GOTHIC ESCUTCHEON & COVER

Overall Size: 68mm x 28mm
Thickness: 3mm
Cover Thickness: 2mm

- Sold with matching wood screws.






33865	33867
 BEESWAX	 BLACK
£5.15	£5.15

BLACKSMITH OVAL ESCUTCHEON

Overall Size: 51mm x 31mm
Thickness: 2.5mm

- Sold with matching wood screws.



33231	33255	33665
 BEESWAX	 BLACK	 PEWTER
£3.90	£3.90	£6.53

BLACKSMITH OVAL ESCUTCHEON & COVER

Overall Size: 51mm x 31mm
Thickness: 2.5mm
Cover Thickness: 5mm

- Sold with matching wood screws.



33232	91500	33254	33664
 BEESWAX	 EXTERNAL BEESWAX	 BLACK	 PEWTER
£5.36	£6.53	£5.36	£6.53

BLACKSMITH OVAL EURO ESCUTCHEON

Overall Size: 51mm x 31mm
Thickness: 2.5mm

- Sold with matching wood screws.








91501	33830	33706
 EXTERNAL BEESWAX	 BLACK	 PEWTER
£6.53	£3.90	£6.53

PERIOD OVAL ESCUTCHEON

Overall Size: 51mm x 31mm
Thickness: 2.5mm

- Sold with matching wood screws.








83812	83818	83810	90280	83948
 POLISHED BRASS	 AGED BRASS	 POLISHED NICKEL	 POLISHED CHROME	 AGED BRONZE
£5.09	£5.58	£5.67	£6.13	£6.34

PERIOD OVAL EURO ESCUTCHEON

Overall Size: 51mm x 31mm
Thickness: 2.5mm

- Sold with matching wood screws.



83815	83819	83813	90279	83949
 POLISHED BRASS	 AGED BRASS	 POLISHED NICKEL	 POLISHED CHROME	 AGED BRONZE
£5.09	£5.58	£5.67	£6.13	£6.34

A - TIP: It's good to know the thickness of the escutcheon & the door when buying for euro locks to get the correct size cylinder.

A - FACT: All of our escutcheons match up to our lever on rose sets & all of our mortice/rim knob sets to finish off your doors as a suite.

DIAMOND ESCUTCHEON

Overall Size: 41mm x 41mm
Thickness: 2.5mm

- Sold with matching wood screws.



33965	33613	33946
BLACK	PEWTER	BRONZE
£10.59	£10.59	£10.57

DIAMOND EURO ESCUTCHEON

Overall Size: 51mm x 51mm
Thickness: 2.5mm

- Sold with matching wood screws.



33236	33622	33948
BLACK	PEWTER	BRONZE
£10.98	£11.52	£11.51

PLAIN ESCUTCHEON

Overall Size: 47mm x 29mm
Thickness: 4mm
Cover Thickness: 6mm

- Sold with matching wood screws.



83559	83558
EBONY & POLISHED BRASS	ROSEWOOD & POLISHED BRASS
£7.00	£7.00

PLAIN ESCUTCHEON

Overall Size: 47mm x 29mm
Thickness: 4mm
Cover Thickness: 6mm

- Sold with matching wood screws.



83557	83816	83808
POLISHED BRASS	AGED BRASS	POLISHED NICKEL
£7.00	£7.70	£9.01

AVON ESCUTCHEON

Overall Size: 40mm x 40mm
Thickness: 2.5mm

- Sold with matching wood screws.



91487	83657	83658
EXTERNAL BEESWAX	BLACK	PEWTER
£10.99	£9.71	£10.99

AVON EURO ESCUTCHEON

Overall Size: 40mm x 40mm
Thickness: 2.5mm

- Sold with matching wood screws.



91488	83655	83656
EXTERNAL BEESWAX	BLACK	PEWTER
£10.99	£9.71	£10.99

BEEHIVE ESCUTCHEON

Overall Size: 58mm x 25mm
Thickness: 3mm
Cover Thickness: 10mm

- Sold with matching wood screws.



83556	91533	83555	91534
EBONY & POLISHED BRASS	EBONY & POLISHED NICKEL	ROSEWOOD & POLISHED BRASS	ROSEWOOD & POLISHED NICKEL
£7.00	£9.01	£7.00	£9.01

BEEHIVE ESCUTCHEON

Overall Size: 58mm x 25mm
Thickness: 3mm
Cover Thickness: 10mm

- Sold with matching wood screws.



83554	83817	83809	90277	83950	90038
POLISHED BRASS	AGED BRASS	POLISHED NICKEL	POLISHED CHROME	AGED BRONZE	NATURAL SMOOTH
£7.00	£7.70	£9.01	£8.54	£8.75	£7.26

REGENCY ESCUTCHEON

Diameter: 45mm
Thickness: 3mm

- Sold with matching wood screws.



45123
PEWTER
£10.99

REGENCY EURO ESCUTCHEON

Diameter: 45mm
Thickness: 3mm

- Sold with matching wood screws.



45122
PEWTER
£10.99

ROUND ESCUTCHEON

Diameter: 30mm
Thickness: 4mm
Cover Thickness: 3mm

- Sold with matching wood screws.



83833	83832
EBONY & POLISHED BRASS	ROSEWOOD & POLISHED BRASS
£8.75	£7.70


ROUND ESCUTCHEON

Diameter: 30mm
Thickness: 4mm
Cover Thickness: 3mm

- Sold with matching wood screws.



83831	83805	83835	90278	83951
POLISHED BRASS	AGED BRASS	POLISHED NICKEL	POLISHED CHROME	AGED BRONZE
£7.00	£7.70	£7.70	£8.84	£9.44



BLACKSMITH RIM CYLINDER PULL

Overall Size: 81mm x 50mm
 Backplate Size: 53mm x 50mm
 Projection: 26mm
 Plate thickness: 5mm



- Held in place by the rim cylinder which compresses with the night latch to tighten & fix.
- Includes a location pin on rear to stop any rotational movement.





91502	73394/1	91509	33071
			
EXTERNAL BEESWAX	BLACK	PEWTER	ANTIQUPEWTER
£14.48	£7.25	£14.48	£9.39

PERIOD RIM CYLINDER PULL

Overall Size: 81mm x 50mm
 Backplate Size: 53mm x 50mm
 Projection: 26mm
 Plate thickness: 5mm



- Held in place by the rim cylinder which compresses with the night latch to tighten & fix.
- Includes a location pin on rear to stop any rotational movement.

90283	90281	90285	83967
			
POLISHED BRASS	POLISHED NICKEL	POLISHED CHROME	AGED BRONZE
£13.17	£14.48	£15.20	£16.45

FACT: Cylinder door pulls help to decorate your door, matching with other ironmongery whilst also allowing it to be securely pulled closed.

BLACKSMITH EURO DOOR PULL

Overall Size: 95mm x 63mm
 Backplate Size: 75mm x 61mm
 Projection: 22mm
 Plate thickness: 8.5mm



- Sold with matching wood screws.




33875	33876
	
BLACK	PEWTER
£14.27	£14.27

PERIOD EURO DOOR PULL

Overall Size: 90mm x 63mm
 Backplate Size: 65mm x 58mm
 Projection: 20mm
 Plate thickness: 8mm



- Sold with matching wood screws.

83827	83828	83975
		
POLISHED BRASS	POLISHED CHROME	AGED BRONZE
14.27	£14.73	£20.46



BLACKSMITH EURO DOOR PULL BACK-TO-BACK FIXINGS

Overall Size: 90mm x 50mm
 Backplate Size: 69mm x 50mm
 Projection: 21mm
 Plate thickness: 10mm
 Fixing Centres: 38mm



- Sold with matching bolt-through fixings which are concealed from the external side of the door.

- Maximum door thickness: 64mm

90039	90040
	
BLACK	PEWTER
£50.88	£55.97





PERIOD EURO DOOR PULL BACK-TO-BACK FIXINGS

Overall Size: 90mm x 50mm
 Backplate Size: 69mm x 50mm
 Projection: 21mm
 Plate thickness: 10mm
 Fixing Centres: 38mm



- Sold with matching bolt-through fixings which are concealed from the external side of the door.

- Maximum door thickness: 64mm

90065	90282	90066	90067
			
AGED BRASS	POLISHED NICKEL	POLISHED CHROME	AGED BRONZE
£55.97	£61.56	£64.36	£75.56

CYLINDER PULLS

Our rim cylinder pulls are designed to work with a rim cylinder and night latch. As the name suggests this product is used on entrance doors to 'pull' or 'push' the door into the open/closed position.

Our euro door pulls work similarly to pull or push the door into the open/closed position, however they are designed to be fitted with euro cylinders. A euro pull is generally face fixed to the door using wood screws. Additionally, we offer a back to back option which is fixed with a male and female bolt-through system, concealing any fixings from the outside side for added security.



THUMBTURNS

Our thumbturns offer an added feature to any door where further privacy is required, a perfect solution for bathroom doors.

Each of our thumbturns have been designed to complement our range of mortice knob sets and lever on rose handles. We manufacture this range from mild steel, solid brass or solid bronze.

Please note that they can be fitted with a bathroom mortice lock or a stand alone tubular deadbolt. (These thumbturns are lockable from the inside only but in case of emergencies can be opened from the outside with a coin).

A - FACT: Thumbturns allow privacy from the inside of your bathroom/toilet but can also be opened in case of emergency from the outside.

DIAMOND BATHROOM THUMBTURN

Fixing Plate: 51mm x 51mm x 3mm
 Thumbturn Size: 36mm x 15mm
 Projection: 35mm
 Spindle Size: 5mm



- Sold with matching wood screws.
- Maximum Door Thickness: 47mm.
- Works with Bathroom Mortice Lock or stand-alone with a Tubular Deadbolt.

33265	91507	33964	18336	33950
● BEESWAX	● EXTERNAL BEESWAX	● BLACK	● PEWTER	● BRONZE
£23.92	£25.12	£23.92	£25.12	£25.12

ROUND BATHROOM THUMBTURN

Fixing Plate: 50mm x 3mm
 Thumbturn Size: 35mm x 15mm
 Projection: 37mm
 Spindle Size: 5mm



- Sold with matching wood screws.
- Maximum Door Thickness: 64mm.
- Works with Bathroom Mortice Lock or stand-alone with a Tubular Deadbolt.

83825	83804	83824	90284	83958
● POLISHED BRASS	● AGED BRASS	● POLISHED NICKEL	● POLISHED CHROME	● AGED BRONZE
£18.94	£27.20	£19.28	£27.20	£31.69

ROUND BATHROOM THUMBTURN

Fixing Plate: 41mm x 3mm
 Thumbturn Size: 36mm x 15mm
 Projection: 35mm
 Spindle Size: 5mm



- Sold with matching wood screws.
- Maximum Door Thickness: 43mm.
- Works with Bathroom Mortice Lock or stand-alone with a Tubular Deadbolt.

33384	91508	33382	33383	33385
● BEESWAX	● EXTERNAL BEESWAX	● BLACK	● PEWTER	● BRONZE
£22.71	£24.16	£22.71	£24.16	£22.71



J&P Hardware
Limited

T: 0191 226 0476

F: 0191 226 0491

E: info@jphardware.co.uk

advancing architectural ironmongery
gai affiliate

www.fromtheanvil.co.uk

33 Ddole Enterprise Park, Llandrindod Wells, Powys LD1 6DF.
info@fromtheanvil.co.uk - Tel: 01597 823822 - Fax: 01597 823821